













































Curvas de cargas- Load diagrams- Lastkurven- Courbes de charges- Curve di carico
График грузоподъёмности

70 m		15	20	25	30	35	35.5	40	45	50	55	60	65	70	m	
		5000	5000	5000	5000	5000	5000	4520	3910	3430	3040	2710	2440	2200	Kg	
		15	20	25	30	34	35	40	45	50	55	60	65	70	m	
		5000	5000	5000	5000	5000	5150	4350	3740	3250	2850	2520	2240	2000	Kg	
65 m		15	20	25	30	35	39.8	40	45	50	55	60	65	m		
		5000	5000	5000	5000	5000	5000	4981	4440	3910	3470	3110	2800	Kg		
		15	20	25	30	35	38.3	40	45	50	55	60	65	m		
		5000	5000	5000	5000	5000	5000	4940	4260	3720	3280	2910	2600	Kg		
60 m		15	20	25	30	35	40	45	45.2	50	55	60	m			
		5000	5000	5000	5000	5000	5000	5000	5000	4500	4010	3600	Kg			
		15	20	25	30	35	40	43.5	45	50	55	60	m			
		5000	5000	5000	5000	5000	5000	5000	4920	4310	3810	3400	Kg			
55 m		15	20	25	30	35	40	45	47.2	50	55	m				
		5000	5000	5000	5000	5000	5000	5000	5000	4710	4200	Kg				
		15	20	25	30	35	40	45	45.6	50	55	m				
		5000	5000	5000	5000	5000	5000	5000	5000	4520	4000	Kg				
50 m		15	20	25	30	35	40	45	49.1	50	m					
		5000	5000	5000	5000	5000	5000	5000	5000	4900	Kg					
		15	20	25	30	35	40	45	47.4	50	m					
		5000	5000	5000	5000	5000	5000	5000	5000	4700	Kg					
45 m		15	20	25	30	35	40	42	45	m						
		5000	5000	5000	5000	5000	5000	5000	5000	Kg						
		15	20	25	30	35	40	42	45	m						
		5000	5000	5000	5000	5000	5000	5000	5000	Kg						
40 m		15	20	25	30	35	40	45	m							
		10000	10000	10000	10000	8880	7420	6340	5500	Kg						
		10	15	20	25	30	35	40	m							
		5000	5000	5000	5000	5000	5000	Kg								
35 m		15	20	25	30	35	37	40	m							
		5000	5000	5000	5000	5000	5000	Kg								
		15	20	25	30	35	40	m								
		10000	10000	10000	10000	9230	7720	6600	Kg							

Bloque de contrapeso- Counterweight blocks- Gegengewichtsblöcke- Bloc de contrepoid- Blocco di contrappeso - Плиты противовеса

	70 m		65 m		60 m		55 m	
	A	B	A	B	A	B	A	B
	7	1	7	1	7	1	6	2
	20750 Kg		20750 Kg		20750 Kg		19500 Kg	

	50 m		45 m		40 m		35 m	
	A	B	A	B	A	B	A	B
	5	3	5	2	4	3	4	2
	18250 Kg		16750 Kg		15500 Kg		14000 Kg	

Mecanismos- Mechanisms- Antriebe- Mécanismes- Meccanismi - Приводы

56 Hp (42Kw) - INV
H.B.G 150Mts S/R Ø13

▲	▼	m/min	0→5	0→35	0→48	0→73	0→107	0→2.5	0→17.5	0→24	0→36.5	0→53.5
			Kg	5000	5000	4000	2500	1250	10000	10000	8000	5000
		Kw	42	42	42	42	42	42	42	42	42	42



45 Hp10T (33Kw) - INV-5V
400V-50HZ/60HZ
H.B.G 126Mts S/R Ø12
H.B.G LEBUS 320Mts S/R Ø12



▲	▼	m/min	0→6.3	0→33	0→45	0→65	0→89	0→3.1	0→16.5	0→22.5	0→32.5	0→44.5
			Kg	5000	5000	3500	2000	1250	10000	10000	7000	4000
		Kw	33	33	33	33	33	33	33	33	33	33

◀ ▶	m/min	11 / 37 / 75			11 / 37 / 75		
	Kw	11			11		
⊙	r.p.m	0,3	0,6	0,9	0,3	0,6	0,9
	Nm	2 x 65			2 x 65		
▬	m/min	12 / 24			12 / 24		
	Kw	4 x 3			4 x 3		

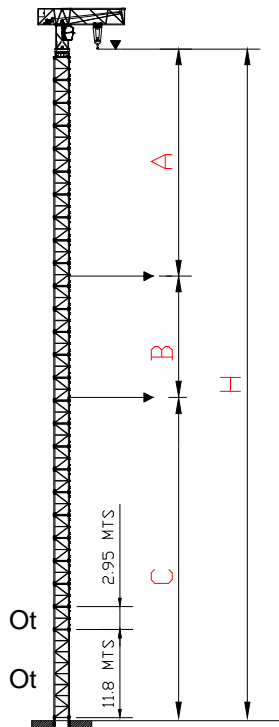
* Opcional / Optional / Opzionale /

- ▲ Elevación / Hoisting / Heben / Levage / Sollevamento
- ▼ Distribución / Trolleying / Katzfahren / Distribution / Distributions
- ⊙ Orientación / Slewing / Schwenken / Orientation / Rotazione
- ▬ Traslacion / Travelling / Schienenfahren / Translation / Traslazione
- ◀ ▶ Cable / Rope / Seil / Câble / Fune

 2000/14/CEE 2005/88/CEE	 2006/95 /CEE	400 V 50 Hz	100m 4x35mm ²	POTENCIA INSTALADA 80 KW
---	--	----------------	-----------------------------	--------------------------------

 2000/14/CEE 2005/88/CEE	 2006/95 /CEE	380 V 60 Hz	100m 4x35mm ²	OPCIONAL
--	---	----------------	-----------------------------	----------

Proceso de trepado- External climbing- Kletterkrane- Telescopable- Sopralzo idraulico - Процесс наращивания крана

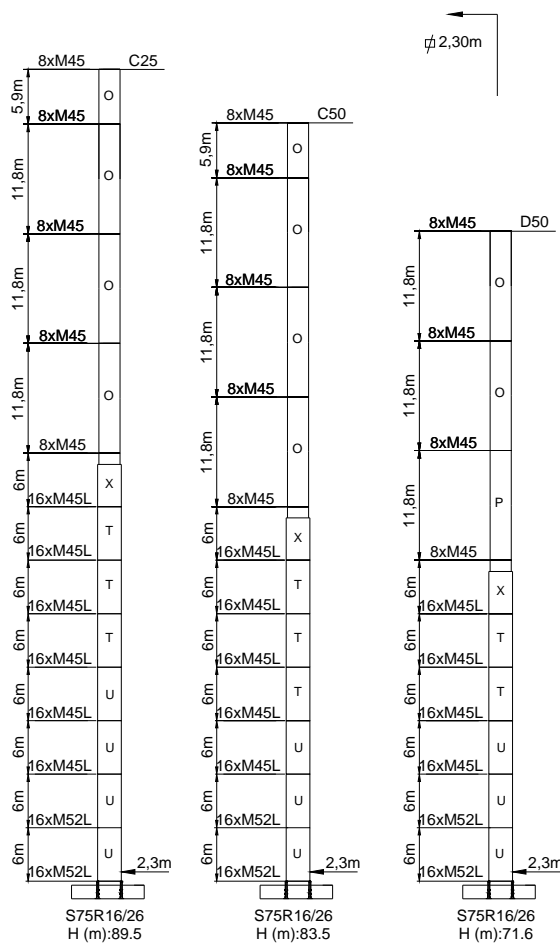



PAGINA 4	MONOBLOCK O/2.95m
*1	MTS
A max.	29.5
B max.	20.6
C max.	44.6
Hi max.	53.5
H max.	94.7
C+B+A	
H max.	115.3 / (i)
C+B+B+A	

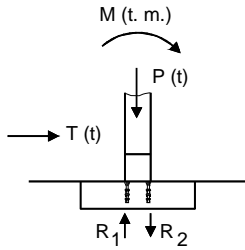


Consultarnos-Consultateci-Consult us-Nous consulter-Auf anfrage

FEM 1005-C25-C50-D50 / EN 14439- Mástil / Reacciones- Masts / Reactions- Mast / Eckdrücke- Mat / Réactions- Torre / Réazioni / Реакции - Комплектация башни



K = S17 8/8
 L = S17 16/8
 N = S21-S17 8/8
 O = S21 8/8
 P = S21 16/8
 T = S2322 16/16 M45L
 U = S2326 16/16 M52L



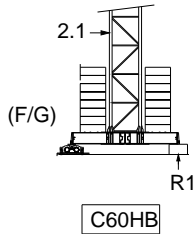
		M	O	P	T	U
C 25	H (m)	47.60	53.50	59.40	71.55	89.50
	M (T-m)	503.5	563.7	648.2	933	1545.5
	T (t)	9.44	10.46	14.49	17.71	24.6
	P (t)	67.86	73.82	79.47	93.32	115.92
	R ₁ (t)	221.9	187.6	215.1	298.5	504
	R ₂ (t)	252.7	221.1	254.9	345.1	562

		M	O	P	T	U
C 50	H (m)	47.60	47.60	53.50	71.65	83.50
	M (T-m)	503.5	488.4	582.2	1070.9	1469.3
	T (t)	9.44	9.48	14.64	20.27	24.34
	P (t)	67.86	64.83	76.77	95.42	109.62
	R ₁ (t)	221.9	162.3	191.9	345.5	479.4
	R ₂ (t)	252.7	191.8	230.3	393.2	534.2

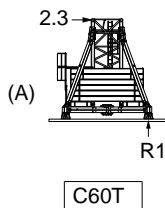
		M	O	P	T	U
D 50	H (m)	41.70	41.70	47.60	59.65	71.60
	M (T-m)	482.2	486.9	640.8	981.1	1414.5
	T (t)	15	15.5	17.45	21.57	27.18
	P (t)	69.51	72.17	74.07	85.02	101.32
	R ₁ (t)	209.9	158.5	213.8	317.1	462.5
	R ₂ (t)	244.6	194.6	250.8	359.6	513.2

FEM 1005-C25-C50-D50 / EN 14439- Bloque lastre de base- Base ballast block- Grundballastblöcke -Bloc de lest de base- Blocco di zavorra alla base - Балласты опорной рамы


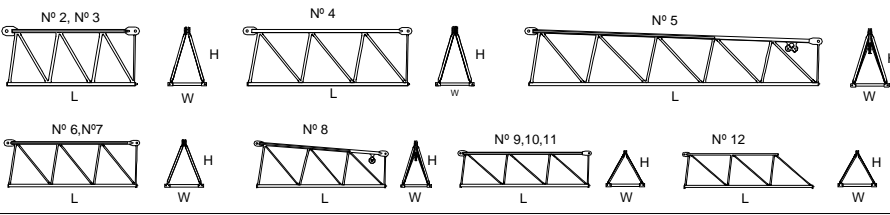
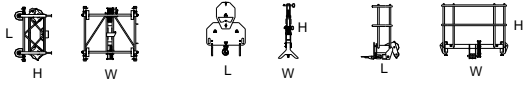
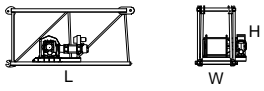
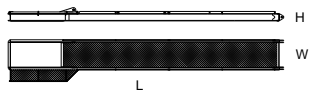
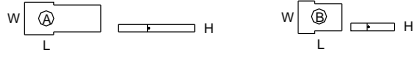
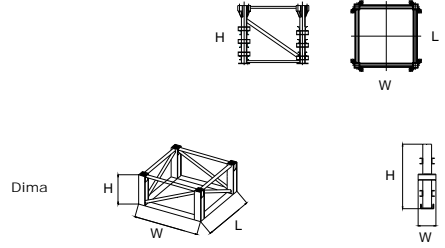
		(F/G)	(F/G)	(F/G)	(F/G)	(F/G)	(F/G)	(F)
C25	H (m)	12.9 m	18.8 m	24.7 m	30.6 m	36.5 m	43.1 m	48.3 m
	R ₁ (t)	59.5 t	63.6 t	68.4 t	73.8 t	80.1 t	88.8 t	98.8 t
	Z (t)	45 t	40 t	45 t	60 t	75 t	95 t	115 t
C50	H (m)	12.9 m	18.8 m	24.7 m	30.6 m	36.5 m	42.4 m	
	R ₁ (t)	59.5 t	63.6 t	68.4 t	73.9 t	82 t	91.3 t	
	Z (t)	45 t	40 t	50 t	65 t	85 t	105 t	
D50	H (m)	12.9 m	18.8 m	24.7 m	30.6 m	36.5 m		
	R ₁ (t)	59.5 t	63.6 t	69.8 t	78.2 t	89.7 t		
	Z (t)	45 t	50 t	65 t	85 t	115 t		

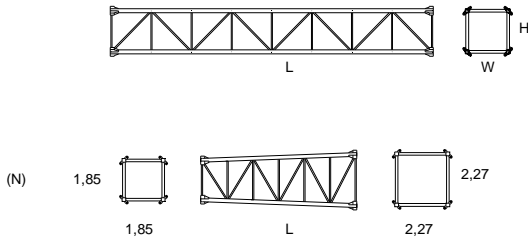
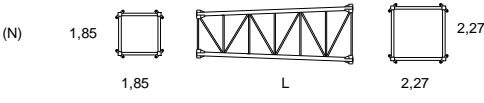
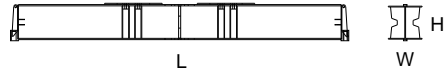
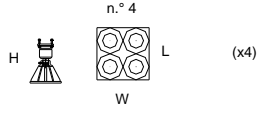
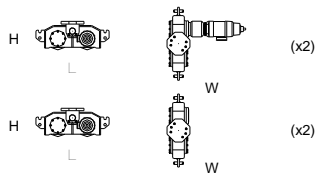
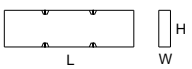
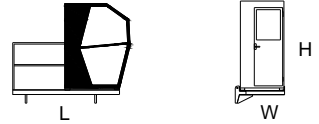


C25	H (m)	31.1 m	37 m	42.9 m	48.8 m	54.7 m	60.6 m
	R ₁ (t)	76 t	81.7 t	90.7 t	100.6 t	127.9 t	157.7 t
	Z (t)	60 t	75 t	95 t	115 t	140 t	170 t
C50	H (m)	25.2 m	31.1 m	37 m	42.9 m	48.8 m	54.7 m
	R ₁ (t)	71 t	76.1 t	84.2 t	93.2 t	114.4 t	142 t
	Z (t)	50 t	65 t	85 t	105 t	130 t	150 t
D50	H (m)	19.3 m	25.2 m	31.1 m	37 m	42.9 m	
	R ₁ (t)	66.7 t	72.5 t	80.7 t	93.2 t	120.8 t	
	Z (t)	45 t	65 t	85 t	115 t	140 t	



**Dimensiones y transporte- dimensions and transport - Abmessungen und Transport-
dimensions et des transports - dimensioni e trasporti - Размеры и транспорта**

	L(m)	W(m)	H(m)	Peso(Kg)	
Pluma tramo primero / Jib heel section / Ausleger-Anlenkstück / Pied de fleche / Settore articolato di braccio 	11.8	1.63	2.36	5700	
Elemento intermedio de pluma / Intermediate jib section / Ausleger-Zwischenstück Elément interm. de fleche / Spezzone di braccio 	2 3 4 5 6 7 8 9 10 11 12	5.35 5.35 6.55 5.3 5.3 5.26 5.25 5.21 5.18 5.15 5.11	1.50 1.50 1.50 1.50 1.50 1.50 1.50 1.50 1.50 1.50 1.50	2.30 2.30 2.30 2.30 1.84 1.84 1.84 1.42 1.42 1.42 1.42	1645 1425 1510 2000 770 675 620 425 395 305 255
Gancho, Carro y Puntera / Hook, Trolley and jib head / Lasthaken - Laufkatze-Cabeça de Lança Crochet - Chariot-Pointe de fleche / Gancio - Carrello e Punta freccia 	2.44 1.24 0.93	1.65 0.64 1.7	1.58 1.75 1.42	390 750 200	
Contrapluma 1/ Counter-jib / Gegenausleger / Contre-fleche / Controbraccio 	5.00	1.90	2.32	2600	
Contrapluma 2/ Counter-jib / Gegenausleger / Contre-fleche / Controbraccio 	11.94	1.80	0.60	2575	
Bloque de contrapeso / Counterweight blocks / Gegengewichtsblöcke / Bloc de contrepoids / Blocco di contrappeso 	A B	3.5 1.83	1.25 1.25	0.29 0.29	2750 1500
Elemento de empotre / Foundation anchor / Fundamentanker / Pieds de scellement El annegare 	S60/8 S60/R16 S70/8 S70R/16 S75R16/20 S75R16/22 S75R16/26 S75R24/26 Dima	1.85 1.85 2.27 2.27 0.35 0.5 0.5 0.5 2.31	1.85 1.85 2.27 2.27 0.35 0.5 0.5 0.5 2.34	1.6 1.6 1.6 1.6 1.6 2 2.4 2.4 0.8	956 1108 1122 1274 1200 2840 3160 3400 1650

	L(m)	W(m)	H(m)	Peso(Kg)	
<p>Elemento de torre / Tower section / Turmstück / Élément de mât / Elemento di torre</p> 	<p>K 11,8</p> <p>K 5,9</p> <p>K 3</p> <p>L 11,8</p> <p>M 11,8</p> <p>O 11,8</p> <p>O 5,9</p> <p>O 3</p> <p>P 11,8</p> <p>N 5,9</p> <p>X 6</p> <p>T 6</p> <p>U 6</p> <p>Z 6</p>	<p>1,85</p> <p>1,85</p> <p>1,85</p> <p>1,85</p> <p>1,85</p> <p>2,27</p> <p>2,27</p> <p>2,27</p> <p>2,27</p> <p>2,27</p> <p>2,29</p> <p>2,29</p> <p>2,34</p> <p>2,34</p>	<p>1,85</p> <p>1,85</p> <p>1,85</p> <p>1,85</p> <p>1,85</p> <p>2,27</p> <p>2,27</p> <p>2,27</p> <p>2,27</p> <p>2,27</p> <p>2,29</p> <p>2,29</p> <p>2,34</p> <p>2,34</p>	<p>4600</p> <p>2472</p> <p>1425</p> <p>5520</p> <p>5798</p> <p>5044</p> <p>2640</p> <p>1545</p> <p>5700</p> <p>3500</p> <p>4000</p> <p>4300</p> <p>5910</p> <p>5980</p>	
<p>Viga principal base C60HB / Main base beam / Hauptträger für fundamentkreuz Poutre de châssis de base / Trave principale della base</p> 		8,65	0,78	0,92	4300
<p>Semiviga secundaria base C60HB / Half base beam / Halbträger für fundamentkreuz Semipoutre de châssis de base / Semitrave secundaria della base</p> 		4,27	0,68	0,97	2025
<p>Niveladores / Levellers / Spindel pyramide / Niveleurs / Piedi regolabile</p> 		1,20	1,20	0,90	250
<p>Traslacion / Travelling bogies / Kranfahren / Traslation / Traslazione</p> 		1,15	1,25	0,45	505
		1,15	0,25	0,45	450
<p>Bloque apoyo de base / Base support block / Grundballastblöcke / Bloc de appui de base Blocco di appoggio alla base</p> 		3,75	0,5	1,2	5400
<p>Cabina y soporte / Cabin and platform / Kabine und wartungs / Cabine et support / Cabina e supporto</p> 		3,00	1,15	2,35	558

